



Q/Q+ Cam Identification

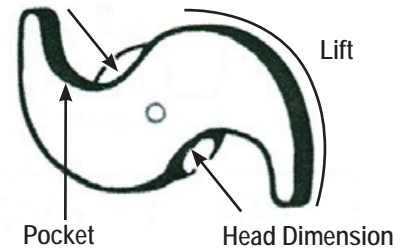
P/N: L1023TS

WARNING – When converting from 4515Q shoes to 4707Q extended service, you must use Q+ camshafts.

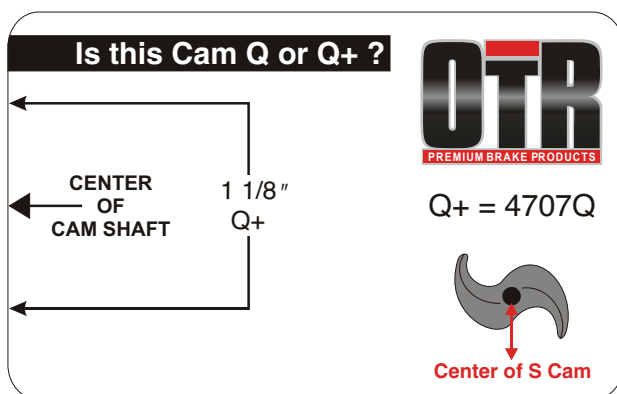
You can use Q+ cams with 4515Q or 4707Q shoes but **NOT** Q cams with 4707Q shoes.

The differences in the cams are:

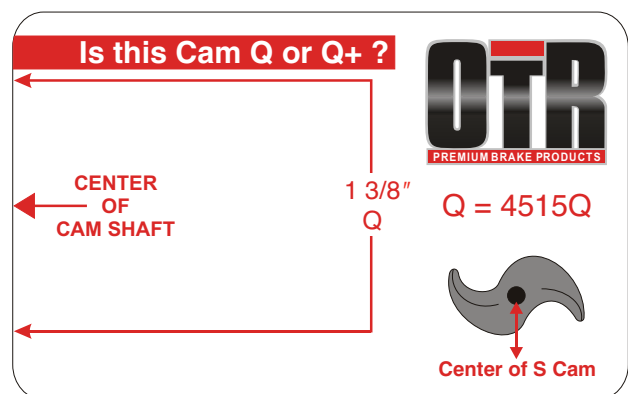
- 1) Head dimension – Q cams are $1\frac{3}{8}$ "
Q+ cams are $1\frac{1}{8}$ "
- 2) Q+ cams has deeper pockets than Q cams
- 3) Q+ cams has increased lift vs. Q cams



So, if converting from 4515Q to 4707Q shoes for longer brake life, make sure you are using Q+ cams. Below is an illustration of a simple gauge you can use to check the cam while still on the vehicle. Gauge part number is OTR-SC01.



Side #1



Side #2

Contact your local OTR distributor for a free sample.